

CIRCUIT BREAKER CURR. SENS DC 440V AC 400V 10KA, 2-POLE, B, 32A



| Model | |
|------------------------------------------------------|---------------------------|
| Product brand name | SENTRON |
| Product designation | Miniature circuit breaker |
| General technical data | |
| Number of poles | 2 |
| Number of poles / Note | 2P |
| Tripping characteristic class | B |
| circuit-breaker / Design | 5SY5 |
| Mechanical service life (switching cycles) / typical | 20 000 |
| Overtoltage category | 3 |
| Voltage | |
| Type of voltage | AC/DC |
| Insulation voltage | |
| • at DC / rated value | 250 V |
| • with multi-phase operation / at AC / rated value | 440 V |
| Supply voltage | |
| Supply voltage / at AC / rated value | 400 V |
| Supply voltage frequency | |

| | |
|-----------------------------------------------------------------------------------|---------------------------------|
| • rated value | 50/60 Hz |
| Protection class | |
| Protection class IP | IP20, with connected conductors |
| Energy limiting class | 3 |
| Switching capacity | |
| Switching capacity current | |
| • at DC / acc. to IEC 60947-2 / rated value | 15 kA |
| • acc. to EN 60898 / rated value | 10 kA |
| Dissipation | |
| Power loss [W] | |
| • for rated value of the current / at AC / in hot operating state / per pole | 2.6 W |
| • maximum | 5.2 W |
| Electricity | |
| Current / at AC / rated value | 32 A |
| Suitability for operation | universal current |
| Product details | |
| Product feature / Touch protection | Yes |
| Product component | |
| • combined terminal top | Yes |
| • combined terminal bottom | Yes |
| Product feature | |
| • Properties for main switches in accordance with EN 60204-1 | Yes |
| • halogen-free | Yes |
| • sealable | Yes |
| • silicon-free | Yes |
| Product extension / can be installed / supplementary devices | Yes |
| Product function | |
| Product function / neutral conductor switching | No |
| Short circuit | |
| Breaking capacity short-circuit current (I_{cn}) | |
| • at DC / acc. to EN 60898-2 | 10 kA |
| Number | |
| Number of test cycles / for environmental testing / acc. to IEC 60068-2-30 | 6 |
| Connections | |
| Connectable conductor cross-section / stranded | |

| | |
|---------------------------------------------------------------------------------------------------------------------------------------------------------------------------------------------------------------------------------------------------------------------------------|---------------------------------------------------------------------------------------------------------|
| <ul style="list-style-type: none"> • minimum • maximum | <p>0.75 mm²</p> <p>35 mm²</p> |
| Connectable conductor cross-section | |
| <ul style="list-style-type: none"> • solid <ul style="list-style-type: none"> — minimum — maximum • finely stranded / with core end processing <ul style="list-style-type: none"> — minimum — maximum | <p>0.75 mm²</p> <p>35 mm²</p> <p>0.75 mm²</p> <p>25 mm²</p> |
| AWG number / as coded connectable conductor cross section | |
| <ul style="list-style-type: none"> • minimum • maximum | <p>14</p> <p>4</p> |
| Tightening torque [lbf·in] / with screw-type terminals | |
| <ul style="list-style-type: none"> • minimum • maximum | <p>22 lbf·in</p> <p>26 lbf·in</p> |
| Tightening torque / with screw-type terminals | |
| <ul style="list-style-type: none"> • minimum • maximum | <p>2.5 N·m</p> <p>3 N·m</p> |
| Position / of power supply cord | AC as required, observe DC polarity |

Mechanical Design




| | |
|------------------------------|-----------------------|
| Height | 90 mm |
| Width | 36 mm |
| Depth | 76 mm |
| Mounting position | any |
| Installation depth | 70 mm |
| Number of width units | 2 |
| Mounting type | Quick assembly system |
| Net weight | 321 g |

Environmental conditions

| | |
|--------------------------------------------------------------------------------------------------------------------------------------------------------|-------------------------------------------------------------------------|
| Degree of pollution | 3 |
| Influence of the surrounding temperature | Max. 95% humidity |
| Vibration resistance / acc. to IEC 60068-2-6 | 50m/s ² at 25 to 150Hz and 60m/s ² at 35Hz (4sec) |
| Ambient temperature | |
| <ul style="list-style-type: none"> • minimum • maximum • during storage / minimum • during storage / maximum | <p>-25 °C</p> <p>55 °C</p> <p>-40 °C</p> <p>75 °C</p> |

Certificates

| | |
|--------------------------------------------|---|
| Equipment marking / acc. to DIN EN 61346-2 | F |
|--------------------------------------------|---|

| General Product Approval | | Declaration of Conformity | Test Certificates |
|------------------------------------------------------------------------------------------|------------------------------------------------------------------------------------------|-----------------------------------------------------------------------------------------------|-------------------------------|
|  CCC |  VDE |  EG-Konf. | Miscellaneous |

[Miscellaneous](#)

[Miscellaneous](#)

Further information

Information- and Downloadcenter (Catalogs, Brochures,...)

<http://www.siemens.com/lowvoltage/catalogs>

Industry Mall (Online ordering system)

<https://mall.industry.siemens.com/mall/en/en/Catalog/product?mlfb=5SY5232-6>

Service&Support (Manuals, Certificates, Characteristics, FAQs,...)

<https://support.industry.siemens.com/cs/ww/en/ps/5SY5232-6>

Image database (product images, 2D dimension drawings, 3D models, device circuit diagrams, ...)

http://www.automation.siemens.com/bilddb/cax_en.aspx?mlfb=5SY5232-6

CAX-Online-Generator

<http://www.siemens.com/cax>

Tender specifications

<http://www.siemens.com/specifications>



